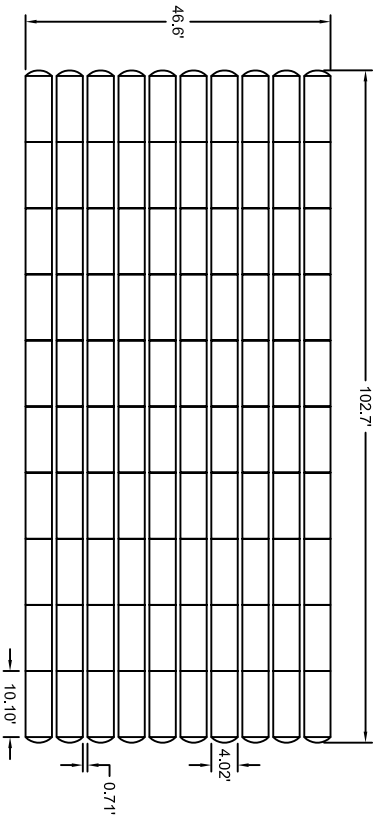



10 x 10 SC-310 Chamber Bed



Array Function Instructions:

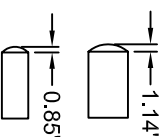
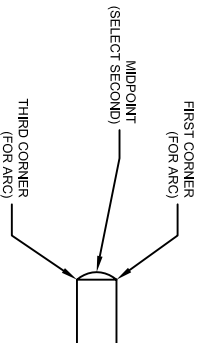
1. Draw the outline of the chamber.
SC-310: 2.8333 x 7.1167
SC-740: 4.25 x 7.1167
2. Make the chamber a block.
3. Select the chamber. Select the array command.
4. Input the number of rows and columns required (10 rows and 10 columns for examples above).
5. For the examples above the chambers run horizontally across the page.
For SC-310 chamber input the row offset as 3.3333 (includes chamber width plus 6-inch separation). Input the column offset as 7.1167.
For SC-740 chamber input the row offset as 4.75 (includes chamber width plus 6-inch separation). Input the column offset as 7.1167.
6. Set angle of rotation at 0 (unless a specific bed rotation is required).
7. Click the preview button to view the bed layout. Click accept or modify.
(PLEASE NOTE: This method will create the array in a specific direction. To change the direction of the array click the modify button instead of the accept button and place a negative sign in the column or row offset field to reverse the direction.)
8. For a vertical layout (chambers running lengthwise down the page) use the following numbers for the column and row offsets:
SC 310: Row Offset 7.11667
Column Offset 3.3333
SC 740: Row Offset 7.11667
Column Offset 4.75

10 x 10 SC-740 Chamber Bed



End Cap Instructions:

- Offset end of chamber
0.8 for SC-740
0.6 for SC-310
- Draw Three Point Arc (for the three points selection the following in order)
Selection corner
Select midpoint of offset line
Select other hcamber corner
Delete Offset line



This drawing was prepared to support the design engineer for the proposed conversion. It is the ultimate responsibility of the design engineer to assure that the stormwater system's design is in full compliance with all applicable laws and regulations. StormTech products must be designed and installed in accordance with StormTech's minimum requirements.

STORMTECH, LLC 20 BEAVER RD, SUITE 104 WETHERSFIELD, CT 06109 888.892.2694 WWW.STORMTECH.COM		INSTRUCTIONS FOR UTILIZING ARRAY COMMAND IN AUTOCAD FOR CREATING STORMTECH BED LAYOUTS	
SCALE	NTS	REV.	A
DATE	10/11/2002	ACAD NO.	ARRA.Y.DWG
DRAWN BY:	MRZ	SHEET	1 OF 1